

XYZ Canadian Equity Fund – Series B

FUND FACTS

June 30, 20XX A

This document contains key information you should know about XYZ Canadian Equity Fund. You can find more details in the fund's simplified prospectus. Ask your representative for a copy, contact XYZ Mutual Funds at 1-800-555-5556 or investing@xyzfunds.com, or visit www.xyzfunds.com.

Before you invest in any fund, consider how the fund would work with your other investments and your tolerance for risk.

B

Quick facts

Fund code:	XYZ123	Fund manager:	XYZ Mutual Funds
Date series started:	March 31, 2000	Portfolio manager:	Capital Asset Management Ltd.
Total value of fund on June 1, 20XX:	\$1 billion	Distributions:	Annually, on December 15
Management expense ratio (MER):	2.25%	Minimum investment:	\$500 initial, \$50 additional

What does the fund invest in?

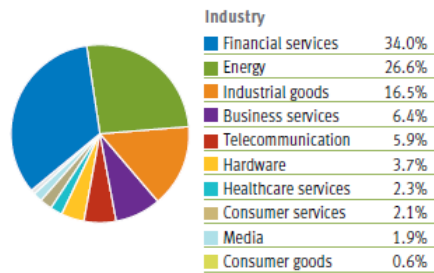
The fund invests in a broad range of stocks of Canadian companies. They can be of any size and from any industry. The charts below give you a snapshot of the fund's investments on June 1, 20XX. The fund's investments will change.

Top 10 investments (June 1, 20XX)

1. Royal Bank of Canada	7.5%
2. Toronto-Dominion Bank	7.1%
3. Canadian Natural Resources	5.8%
4. The Bank of Nova Scotia	4.1%
5. Cenovus Energy Inc.	3.7%
6. Suncor Energy Inc.	3.2%
7. Enbridge Inc.	3.1%
8. Canadian Imperial Bank of Commerce	2.9%
9. Manulife Financial Corporation	2.7%
10. Canadian National Railway Company	1.9%
Total percentage of top 10 investments	42.0%

Total number of investments	93
------------------------------------	-----------

Investment mix (June 1, 20XX)



How risky is it?

The value of the fund can go down as well as up. You could lose money.

One way to gauge risk is to look at how much a fund's returns change over time. This is called "volatility".

In general, funds with higher volatility will have returns that change more over time. They typically have a greater chance of losing money and may have a greater chance of higher returns. Funds with lower volatility tend to have returns that change less over time. They typically have lower returns and may have a lower chance of losing money.

Risk rating

XYZ Mutual Funds has rated the volatility of this fund as **medium**.

This rating is based on how much the fund's returns have changed from year to year. It doesn't tell you how volatile the fund will be in the future. The rating can change over time. A fund with a low risk rating can still lose money.



For more information about the risk rating and specific risks that can affect the fund's returns, see the Risk section of the fund's simplified prospectus.

No guarantees

Like most mutual funds, this fund doesn't have any guarantees. You may not get back the amount of money you invest.

A guide to a Fund Facts document

A Fund Facts document provides you with key information about a mutual fund; such as its top holdings and breakdown of investment assets, risk profile, past performance and costs; so that you and your financial advisor can select the mutual funds that are suitable for your portfolio. Understanding your investments is an important part of making informed decisions. You can also refer to the Fund's Simplified Prospectus for more information.

A. Filing Date

The date in this section indicates the filing date of the fund facts document with securities regulators.

B. Quick Facts

This section provides legal and background information on the fund, including:

- The date the Fund series was created and became available for investors to purchase;
- The total value of all units of the fund held by investors;
- The management expense ratio (MER), a measure of how much it costs a mutual fund company to operate the fund, and thus the cost to you for investing in the fund;
- The portfolio manager, which is the company providing investment management services to the fund;
- If the fund earns any cash or capital distributions, the expected frequency and date at which they are paid out;
- The minimum investment required for both the first time purchase and repeat purchases of the fund.





XYZ Canadian Equity Fund – Series B

FUND FACTS

June 30, 20XX

This document contains key information you should know about XYZ Canadian Equity Fund. You can find more details in the fund's simplified prospectus. Ask your representative for a copy, contact XYZ Mutual Funds at 1-800-555-5556 or investing@xyzfunds.com, or visit www.xyzfunds.com.

Before you invest in any fund, consider how the fund would work with your other investments and your tolerance for risk.

Quick facts

Fund code:	XYZ123	Fund manager:	XYZ Mutual Funds
Date series started:	March 31, 2000	Portfolio manager:	Capital Asset Management Ltd.
Total value of fund on June 1, 20XX:	\$1 billion	Distributions:	Annually, on December 15
Management expense ratio (MER):	2.25%	Minimum investment:	\$500 initial, \$50 additional

C What does the fund invest in?

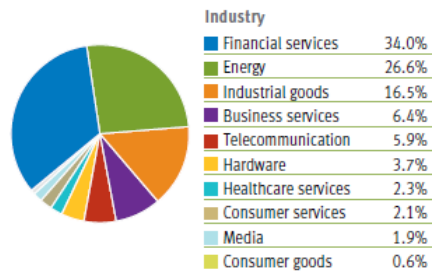
The fund invests in a broad range of stocks of Canadian companies. They can be of any size and from any industry. The charts below give you a snapshot of the fund's investments on June 1, 20XX. The fund's investments will change.

Top 10 investments (June 1, 20XX)

1. Royal Bank of Canada	7.5%
2. Toronto-Dominion Bank	7.1%
3. Canadian Natural Resources	5.8%
4. The Bank of Nova Scotia	4.1%
5. Cenovus Energy Inc.	3.7%
6. Suncor Energy Inc.	3.2%
7. Enbridge Inc.	3.1%
8. Canadian Imperial Bank of Commerce	2.9%
9. Manulife Financial Corporation	2.7%
10. Canadian National Railway Company	1.9%
Total percentage of top 10 investments	42.0%

Total number of investments	93
------------------------------------	-----------

Investment mix (June 1, 20XX)



D How risky is it?

The value of the fund can go down as well as up. You could lose money.

One way to gauge risk is to look at how much a fund's returns change over time. This is called "volatility".

In general, funds with higher volatility will have returns that change more over time. They typically have a greater chance of losing money and may have a greater chance of higher returns. Funds with lower volatility tend to have returns that change less over time. They typically have lower returns and may have a lower chance of losing money.

Risk rating

XYZ Mutual Funds has rated the volatility of this fund as **medium**.

This rating is based on how much the fund's returns have changed from year to year. It doesn't tell you how volatile the fund will be in the future. The rating can change over time. A fund with a low risk rating can still lose money.



For more information about the risk rating and specific risks that can affect the fund's returns, see the Risk section of the fund's simplified prospectus.

E No guarantees

Like most mutual funds, this fund doesn't have any guarantees. You may not get back the amount of money you invest.

C. What does the fund invest in?

The opening paragraph describes the type of investments the fund primarily invests in, including any maximum amount that may be invested in foreign securities.

The top 10 investments as of date represents:

- the largest holdings of the fund
- the total number of investments held by the fund
- the percentage of the fund the top 10 investments make up, by net asset value

The investment mix as of date represents:

- the fund broken down by asset class
- the industry sector or geography by percentage

Because the information in this section can change from month to month, it is only current as of the date indicated next to each heading.

D. How risky is it?

Like almost all investments, mutual funds involve some degree of risk. The level of investment risk is determined by the fund's investment objectives, the type of securities it invests in, as well as many other factors. A fund's risk level is rated as low, low to medium, medium, medium to high, or high.

E. Are there any guarantees?

Some investment products provide investors with guarantees, such as protection of the principal amount invested. With most mutual funds, guarantees are not provided.





XYZ Canadian Equity Fund – Series B

F

How has the fund performed?

This section tells you how Series B units of the fund have performed over the past 10 years. Returns are after expenses have been deducted. These expenses reduce the fund's returns.

Year-by-year returns

This chart shows how Series B units of the fund performed in each of the past 10 years. The fund dropped in value in 3 of the 10 years. The range of returns and change from year to year can help you assess how risky the fund has been in the past. It does not tell you how the fund will perform in the future.



Best and worst 3-month returns

This table shows the best and worst returns for Series B units of the fund in a 3-month period over the past 10 years. The best and worst 3-month returns could be higher or lower in the future. Consider how much of a loss you could afford to take in a short period of time.

	Return	3 months ending	If you invested \$1,000 at the beginning of the period
Best return	32.6%	April 30, 2003	Your investment would rise to \$1,326.
Worst return	-24.7%	November 30, 2008	Your investment would drop to \$753.

Average return

The annual compounded return of Series B units of the fund was 6.8% over the past 10 years. If you had invested \$1,000 in the fund 10 years ago, your investment would now be worth \$1,930.

G

Who is this fund for?

Investors who:

- are looking for a long-term investment
- want to invest in a broad range of stocks of Canadian companies
- can handle the ups and downs of the stock market.

i Don't buy this fund if you need a steady source of income from your investment.

H

A word about tax

In general, you'll have to pay income tax on any money you make on a fund. How much you pay depends on the tax laws where you live and whether or not you hold the fund in a registered plan, such as a Registered Retirement Savings Plan or a Tax-Free Savings Account.

Keep in mind that if you hold your fund in a non-registered account, fund distributions are included in your taxable income, whether you get them in cash or have them reinvested.

F. How has the fund performed?

A chart displaying year-by-year returns shows you how the fund has performed in each of the 10 most recent calendar years (or each of the completed calendar years in which the fund has been in existence).

- A table showing you the best and worst returns of the fund indicates the funds' highest and lowest returns during a 3-month period over the past 10 years (or since inception), as well as how much \$1,000 invested in this class of the fund would have been worth if invested during this period.
- The average return indicates how much \$1,000 invested in this class of the fund 10 years ago (or since inception) is worth today, as well as the percentage annual compound return during this period.

G. Who is the fund for?

This section describes the key factors to consider when deciding whether the fund is the right investment choice for you.

H. A word about tax

Investing has tax consequences. This section talks about tax impacts as well as possible ways to reduce your tax burden.





XYZ Canadian Equity Fund – Series B

I. How much does it cost?

The following tables show the fees and expenses you could pay to buy, own and sell Series B units of the fund. The fees and expenses – including any commissions – can vary among series of a fund and among funds. Higher commissions can influence representatives to recommend one investment over another. Ask about other funds and investments that may be suitable for you at a lower cost.

J. 1. Sales charges

You have to choose a sales charge option when you buy the fund. Ask about the pros and cons of each option.

Sales charge option	What you pay		How it works	
	in per cent (%)	in dollars (\$)		
Initial sales charge	0% to 4% of the amount you buy	\$0 to \$40 on every \$1,000 you buy	<ul style="list-style-type: none"> You and your representative decide on the rate. The initial sales charge is deducted from the amount you buy. It goes to your representative's firm as a commission. 	
Deferred sales charge	If you sell within:	\$0 to \$60 on every \$1,000 you sell	<ul style="list-style-type: none"> The deferred sales charge is a set rate. It is deducted from the amount you sell. When you buy the fund, XYZ Mutual Funds pays your representative's firm a commission of 4.9%. Any deferred sales charge you pay goes to XYZ Mutual Funds. You can sell up to 10% of your units each year without paying a deferred sales charge. You can switch to Series B units of other XYZ Mutual Funds at any time without paying a deferred sales charge. The deferred sales charge schedule will be based on the date you bought the first fund. 	
	1 year of buying			6.0%
	2 years of buying			5.0%
	3 years of buying			4.0%
	4 years of buying			3.0%
	5 years of buying			2.0%
	6 years of buying			1.0%
After 6 years	nothing			

K. 2. Fund expenses

You don't pay these expenses directly. They affect you because they reduce the fund's returns. As of March 31, 20XX, the fund's expenses were 2.30% of its value. This equals \$23 for every \$1,000 invested.

Annual rate (as a % of the fund's value)

Management expense ratio (MER)

This is the total of the fund's management fee (which includes the trailing commission) and operating expenses. XYZ Mutual Funds waived some of the fund's expenses. If it had not done so, the MER would have been higher.

2.25%

Trading expense ratio (TER)

These are the fund's trading costs.

0.05%

Fund expenses

2.30%

L. More about the trailing commission

The trailing commission is an ongoing commission. It is paid for as long as you own the fund. It is for the services and advice that your representative and their firm provide to you.

XYZ Mutual Funds pays the trailing commission to your representative's firm. It is paid from the fund's management fee and is based on the value of your investment. The rate depends on the sales charge option you choose.

Sales charge option	Amount of trailing commission	
	in per cent (%)	in dollars (\$)
Initial sales charge	0% to 1% of the value of your investment each year	\$0 to \$10 each year on every \$1,000 invested
Deferred sales charge	0% to 0.50% of the value of your investment each year	\$0 to \$5 each year on every \$1,000 invested

I. How much does it cost?

You may decide, after you purchase the fund, that it is not right for you. Some of the rights and options available to you as an investor are listed here.

J. Sales charges

A sales charge, or a fund "load", is a fee that may be charged when you buy or sell units of the fund certain types of funds do not charge fees and are called no-load. With a front-load fee, you pay the investment firm upfront when you buy the fund; with a deferred sales charge, you may end up paying the investment firm when you sell.

K. Fund expenses


The fund expenses table shows you all of the expenses for the fund, as of the indicated date. These expenses generally consist of the management expense ratio (MER – see section B for an explanation) and the trading expense ratio (TER), the costs for trading the securities inside the fund's portfolio.

A fund that is actively traded (meaning the manager buys and sells more often) tends to have a higher TER because the manager tries to outperform the market by picking and actively trading securities. A passively traded fund (such as an index fund) tries to mimic the returns of the index it follows, and so has a lower TER.

L. More about Trailing Commissions

The trailing commission is a fee the fund manager pays to your investment firm. It is paid out of the management fee and depends on the type of sales charge the fund has. You will see it listed both as a percentage of the fund's value and as an equivalent dollar amount for every \$1,000 invested.





XYZ Canadian Equity Fund – Series B

M How much does it cost? cont'd

3. Other fees

You may have to pay other fees when you buy, hold, sell or switch units of the fund.

Fee	What you pay
Short-term trading fee	1% of the value of units you sell or switch within 90 days of buying them. This fee goes to the fund.
Switch fee	Your representative's firm may charge you up to 2% of the value of units you switch to another XYZ Mutual Fund.
Change fee	Your representative's firm may charge you up to 2% of the value of units you switch to another series of the fund.

N What if I change my mind?

Under securities law in some provinces and territories, you have the right to:

- withdraw from an agreement to buy mutual fund units within two business days after you receive a simplified prospectus or Fund Facts document, or
- cancel your purchase within 48 hours after you receive confirmation of the purchase.

In some provinces and territories, you also have the right to cancel a purchase, or in some jurisdictions, claim damages, if the simplified prospectus, annual information form, Fund Facts document or financial statements contain a misrepresentation. You must act within the time limit set by the securities law in your province or territory.

For more information, see the securities law of your province or territory or ask a lawyer.

O For more information

Contact XYZ Mutual Funds or your representative for a copy of the fund's simplified prospectus and other disclosure documents. These documents and the Fund Facts make up the fund's legal documents.

XYZ Mutual Funds
123 Asset Allocation St.
Toronto, ON M1A 2B3

Phone: (416) 555-5555
Toll-free: 1-800-555-5556
Email: investing@xyzfunds.com
www.xyzfunds.com

To learn more about investing in mutual funds, see the brochure **Understanding mutual funds**, which is available on the website of the Canadian Securities Administrators at www.securities-administrators.ca.

M. How much does it cost? (con'd)

Any other fees you may have to pay, such as a short-term trading fee or a switch fee, are listed here. In general, these fees are charged to discourage frequent trading of the fund.

N. What if I change my mind?

You may decide, after you purchase the fund, that it is not right for you. Some of the rights and options available to you as an investor are listed here.

O. For more information

Remember, you can find more information on any of the terms or concepts introduced in this document through your financial advisor.

You can also learn more about investing in mutual funds in the brochure understanding mutual funds, which is available on the website of the Canadian Securities Administrators at www.securities-administrators.ca.

© Registered trademark of XYZ Mutual Funds.

Getting Advice

Reviewing your portfolio? We encourage you to talk to us. Speak to your Financial Advisor or contact investor services at 1 800 608 7707.

Visit gpwealth.ca/learning



GP WEALTH MANAGEMENT
INDEPENDENT THINKING WORKING FOR YOU